

Perfect Tear-off Technology

NEW: Bine Loader AN 70 – for an even more precise and efficient harvest

Spirit of Air®



Bine Loader AN 70

THE NEW GENERATION

The new WOLF bine loader AN 70 is the generation following upon AN 60 which has already proved to be excellent. The numerous developments directly based on practice make it a real champion in its class.

Like its predecessor, the new AN 70 impresses by its enormous compatibility

with the common tractor sizes on the market. Its low weight and sturdy, improved design assure a long and smooth operation.

The cutting device has an especially long service life and guarantees a durable and precise operation. Modifications or maintenance work on the knife can

easily be done in just a few steps. By the triple profile belt and deflection bow on the tear-off head, you can safely tear off even weaker and younger bines.

Propulsion of the bine loader is done by tractor hydraulics.

STARTING PROTECTION ON THE DEFLECTION PULLEY

The sides of the deflection pulley have been reinforced, so that it is now optimally protected from damages by a solid metal edge. The device can easily cope with smaller negligences.


HIGH-GRADE GEARBOX

The gearbox has been revised and equipped with new, high-grade and durable components.

Another benefit for a smooth harvesting.



GLIDE BAR IN THE SHAFT

The plastic bar provides a low-wear chain track, protecting the metal shaft. The plastic part can easily be replaced in case of wear – the metal remains intact.




REVISED BINE RAILING

By a second guiderail, the bines are systematically deflected from the chain. During operation, the bines are controlled and de-flected, so that the chain remains free.



ADJUSTABLE BINE TRANSFER

The adjustable guiderails enable an adjustment of the loading device above and below the chain according to bine thickness, providing an optimal bine transfer between the first and the second chain.



ADDITIONAL DEFLECTION GEAR

The chain is running more smoothly and does not directly touch the metal, so that less abrasion is caused and the chain has got a much higher lifetime.

ERGONOMIC CUTTING HEAD

In some different devices, bine parts may often get caught at the bottom. This has now been solved by an ergonomic design. The adjusting screw of the cutting knife does not project any more, but is fixed evenly (by Allen), so that the head can be placed very deep without diving into the ground.

EASY AND QUICK REPLACEMENT

The chain rail can be taken out of the entrance head and then be cleaned, maintained or replaced very easily. The modular construction saves precious time during harvesting and can be delivered by our service team.



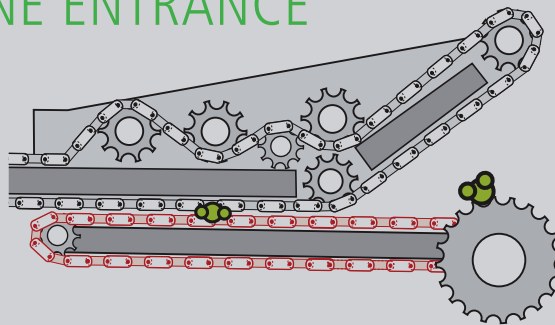
»For best
tear-off results!«

Further
innovations
on the back side



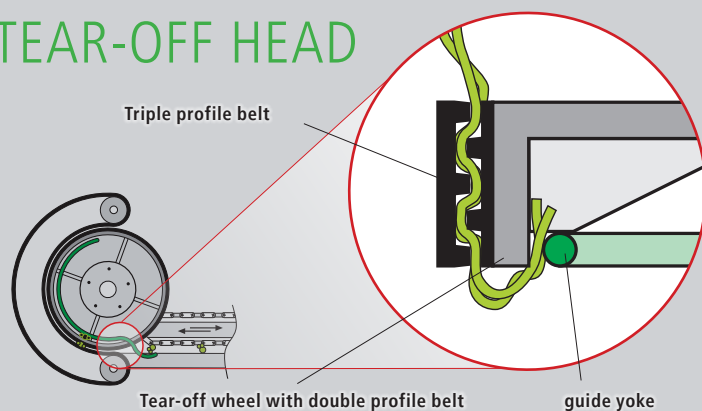
- **Double Chain Entrance**
for even sequence, faster bine grabbing and entrance to the cutter. The second chain makes the difference.

BINE ENTRANCE





- **Deflection Bow** (optional)
The bine end is bent inwards by 180 degrees below the drum wheel for a safe grip.
 - ideal for young and thin bines
 - avoiding cloggings
- **Triple profile belt**
for best tear-off results

TEAR-OFF HEAD



- **A further innovation** is the separating point on the shaft. The AN 70 is the only device on the market which can easily be dismantled into two handy parts, if necessary. Now you are able to react more flexibly for transport or storage.

DIVISIBLE



WOLF Anlagen-Technik GmbH & Co. KG
Agricultural Engineering
Münchener Str. 54
85290 Geisenfeld, GERMANY
Phone +49 (0)8452 99-0
Fax +49 (0)8452 8410
E-Mail info.lt@wolf-geisenfeld.de
Internet www.wolf-geisenfeld.de

